

# EMPOWERING HEALTH + DREAMS

Essential Support and Validation for Vollara's Science  
and Technology



# PROOF BOOK

DISTRIBUTOR EDUCATIONAL MATERIAL



# TABLE OF CONTENTS

**SCIENTIFIC SUMMARIES. . . . . 03**  
Vollara Air & Surface Pro | Re:sist  
Legionella Testing Results

**PROFESSIONAL SPORTS . . . . . 17**  
ActivePure® Technology | LivingWater  
Essentials for Life

**IN THE NEWS . . . . . 31**  
Hall of Fame Press Release

**COMMUNITY CONTRIBUTIONS. . . . . 33**

This information is being provided to demonstrate the efficacy of our technology and show examples of actual application. The science and testing information in this book is intended for use by Vollara's Distributors.

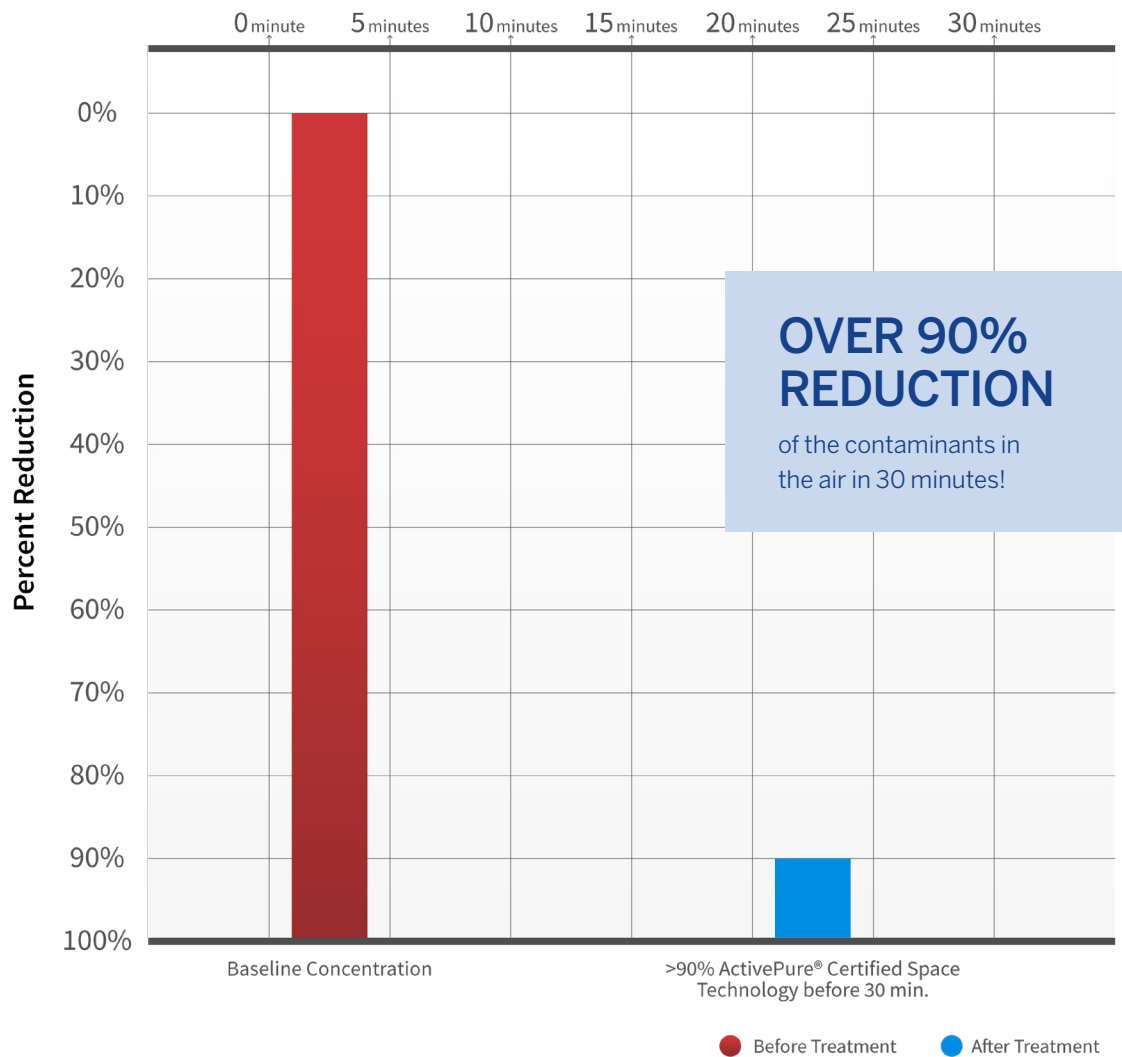
# SCIENTIFIC **SUMMARIES**

VOLLARA AIR & SURFACE PRO | LEGIONELLA



ACTIVEPURE TECHNOLOGY HAS BEEN PROVEN  
EFFECTIVE IN THE **REDUCTION OF AIRBORNE  
CONTAMINANTS** CIRCA 2009

Reduction of Airborne Contaminants – testing conducted  
by **UNIVERSITY OF CINCINNATI**



In only 30 minutes our technology reduces over 90% of the contaminants in the air - **which is 50 times more advanced** than normal HVAC filtration

Results based on laboratory testing. Scientific testing has demonstrated the use of ActivePure® Technology to substantially reduce airborne and surface contaminants.

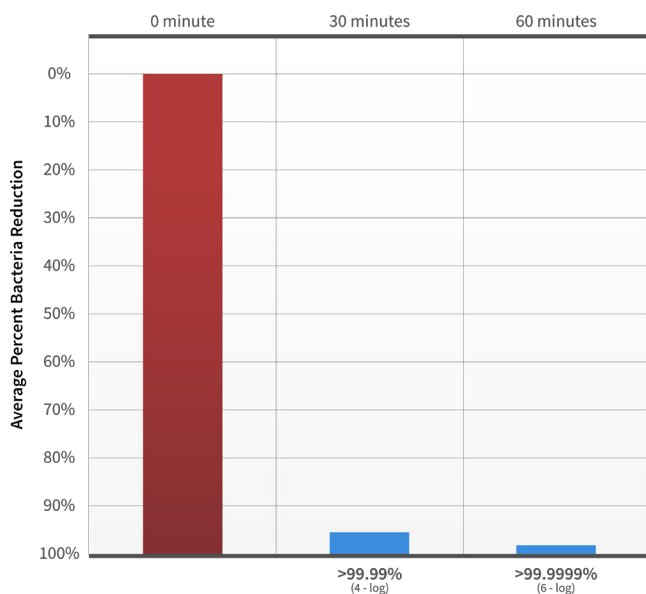
Field results may vary based on environmental conditions. These results have not been certified by the FDA.



# ACTIVEPURE TECHNOLOGY HAS BEEN PROVEN EFFECTIVE IN UNAFFILIATED LABORATORY TESTING AGAINST GRAM-POSITIVE AND GRAM-NEGATIVE BACTERIA.

MID 2019

Reduction of Airborne Contaminants *Staphylococcus epidermidis* – Gram-positive Bacteria



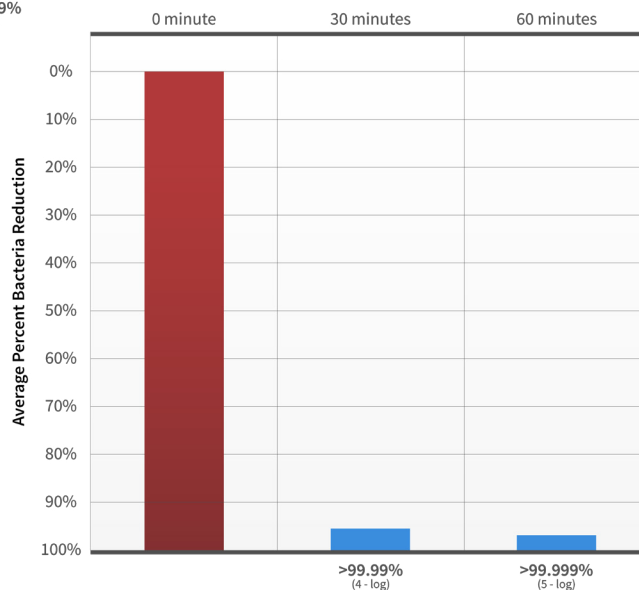
**OVER  
99.9999%**

of *Staphylococcus Epidermidis*  
in only 60 minutes!

**OVER  
99.999%**

of *Erwinia Herbicola*  
in only 60 minutes!

Reduction of Airborne Contaminants *Erwinia herbicola* – Gram-negative Bacteria



PROUDLY DESIGNED, DEVELOPED  
AND ENGINEERED IN THE USA.

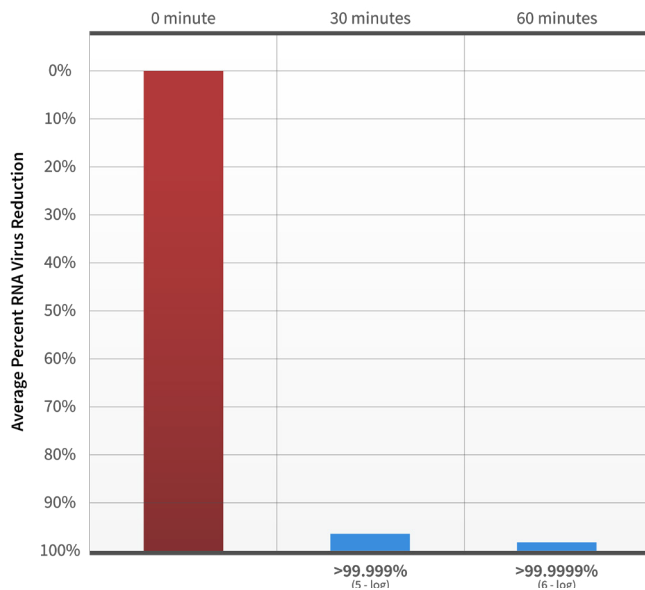
Results based on laboratory testing. Scientific testing has demonstrated the use of ActivePure® Technology to substantially reduce airborne and surface contaminants.

Field results may vary based on environmental conditions. These results have not been certified by the FDA.



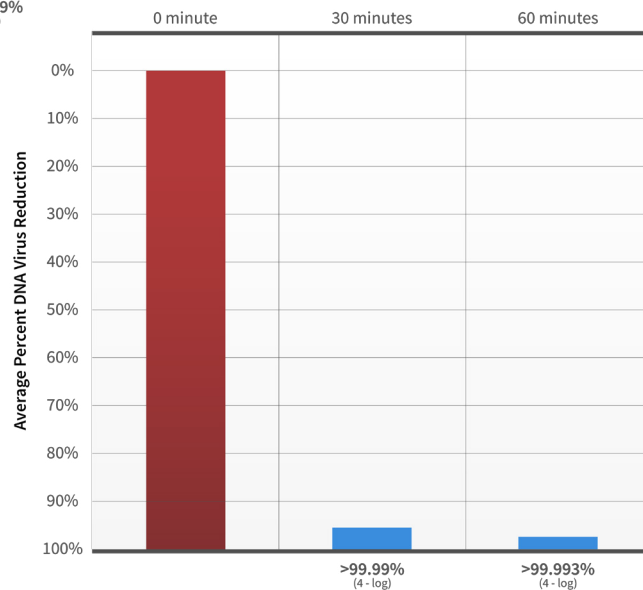
## ACTIVEPURE TECHNOLOGY HAS BEEN PROVEN EFFECTIVE IN UNAFFILIATED LABORATORY TESTING AGAINST RNA VIRUS AND DNA VIRUS. MID 2019

Reduction of Airborne Contaminants MS2  
bacteriophage RNA Virus



**OVER  
99.9999%**  
of MS2 Bacteriophage  
in only 60 minutes!

Reduction of Airborne Contaminants  
Phi-X147 bacteriophage DNA Virus



**OVER  
99.993%**  
of Phi-X147 Bacteriophage  
in only 60 minutes!



PROUDLY DESIGNED, DEVELOPED  
AND ENGINEERED IN THE USA.

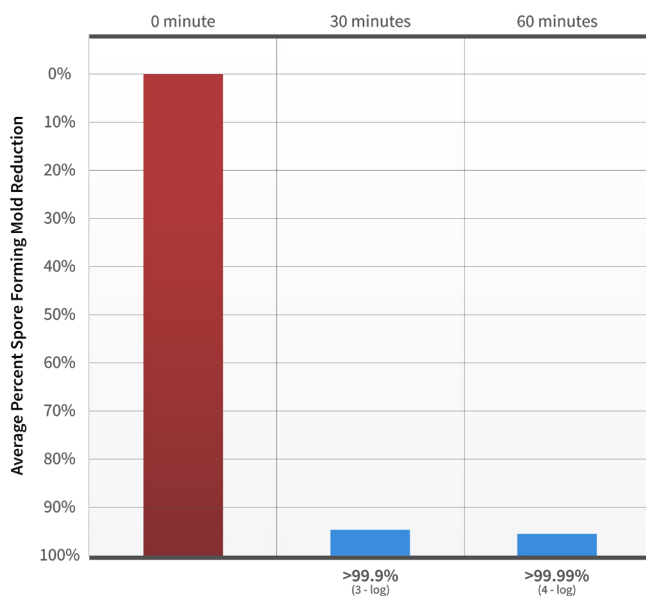
Results based on laboratory testing. Scientific testing has demonstrated the use of ActivePure® Technology to substantially reduce airborne and surface contaminants.

Field results may vary based on environmental conditions. These results have not been certified by the FDA.



## ACTIVEPURE TECHNOLOGY HAS BEEN PROVEN EFFECTIVE IN **UNAFFILIATED LABORATORY TESTING AGAINST FUNGAL SPORE MOLD AND BACTERIAL SPORE MOLD.** MID 2019

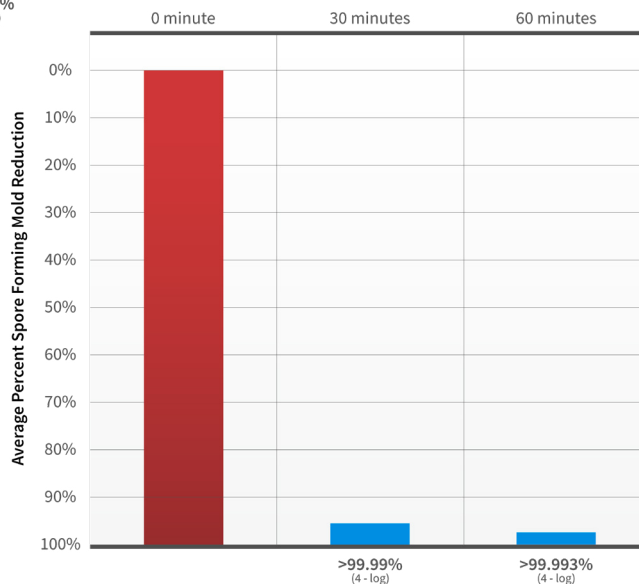
**Reduction of Airborne Contaminants *Aspergillus niger*  
(Fungal Spore Mold)**



**OVER  
99.99%**  
of *Aspergillus Niger*  
in only 60 minutes!

**OVER  
99.99%**  
of *Bacillus Globigii*  
in only 60 minutes!

**Reduction of Airborne Contaminants *Bacillus globigii*  
(Bacterial Spore Mold)**



PROUDLY DESIGNED, DEVELOPED  
AND ENGINEERED IN THE USA.

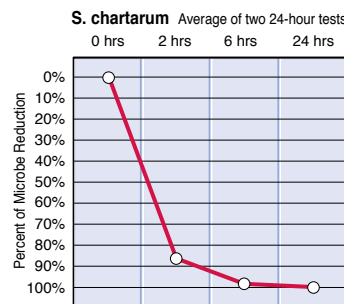
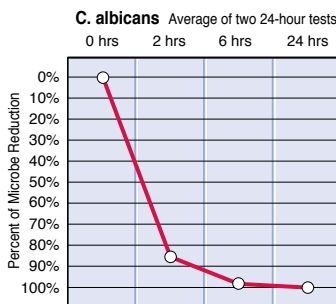
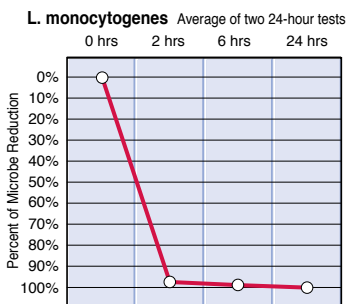
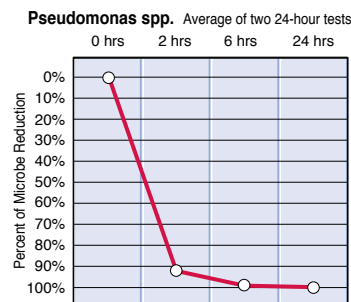
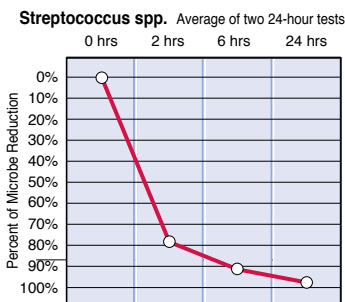
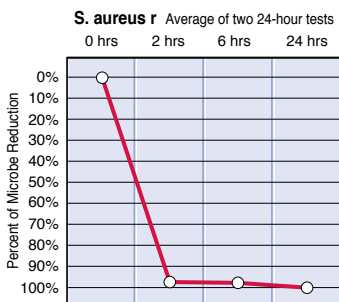
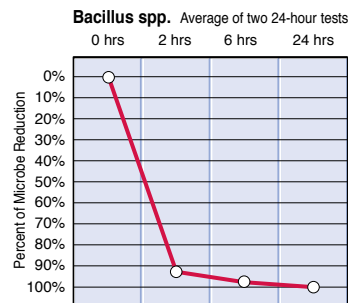
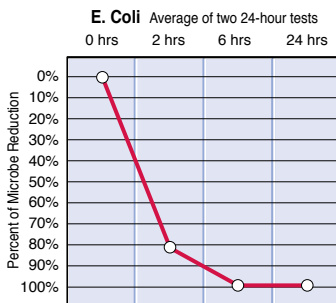
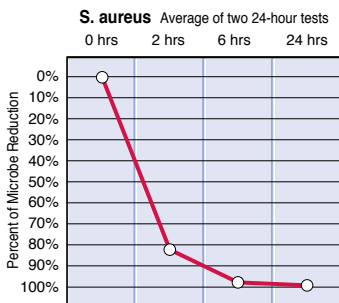
Results based on laboratory testing. Scientific testing has demonstrated the use of ActivePure® Technology to substantially reduce airborne and surface contaminants.

Field results may vary based on environmental conditions. These results have not been certified by the FDA.

Circa 2008. KSU Study.

## Effects of ActivePure's RCI™ Technology

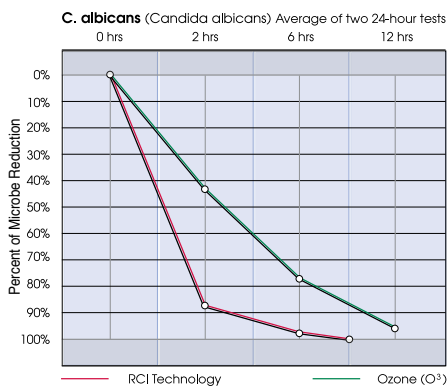
on reducing common bacteria and fungi on **surfaces** in 24-hour testing.



## Comparing the Effects of ActivePure's RCI Technology and Ozone Technology

on reducing common bacteria and fungi on **surfaces\*** in 24-hour testing.

Testing by Kansas State University. Field results may vary based on environmental conditions.



### Summary of Test Results – Biological Reductions using RCI (Ozone at .02 ppm):

- Staphylococcus aureus : ..... **98.5% reduction**
- MRSA - Staphylococcus aureus (Methicillin Resistant): ..... **99.8% reduction**
- Escherichia coli : ..... **98.1% reduction**
- Bacillus spp. : ..... **99.38% reduction**
- Streptococcus spp. : ..... **96.4% reduction**
- Pseudomonas aeruginosa : ..... **99.0% reduction**
- Listeria monocytogenes : ..... **99.75% reduction**
- Candida albicans : ..... **99.92% reduction**
- Stachybotrys chartarum : ..... **99.93% reduction**

© Vollara, LLC. All Rights Reserved

\*Scientific tests have demonstrated the use of Vollara air purifiers substantially reduce microbial populations on **surfaces** – including but not limited to Escherichia coli, Listeria monocytogenes, Streptococcus spp., Pseudomonas aeruginosa, Bacillus spp., Staphylococcus aureus, Candida albicans, and S. chartarum. Presently Vollara does not make a similar claim with respect to airborne microbials. These statements have not been evaluated by the FDA. These products are not intended to diagnose, treat, cure, or prevent any disease.

Fig. 1 Decontamination of highly polished stainless steel surfaces using the *Radiant Catalytic Ionization (ActivePure) Cell*

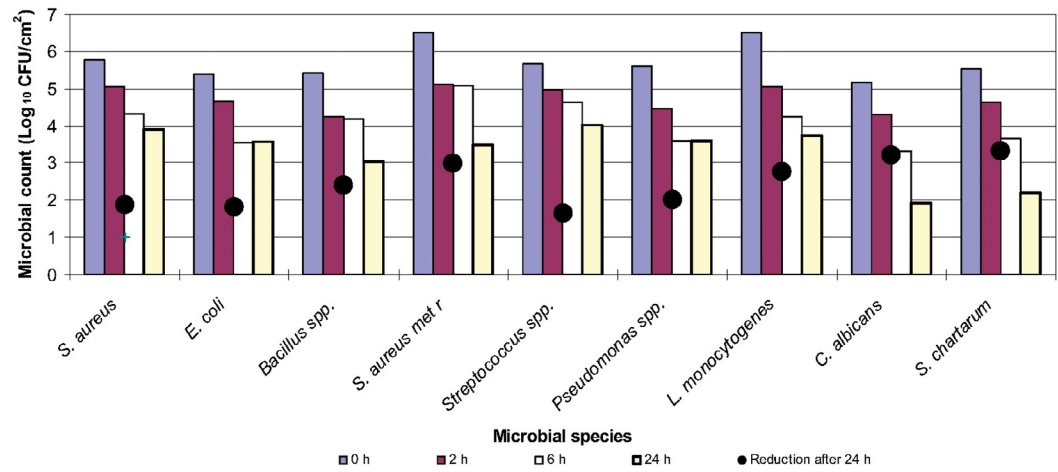
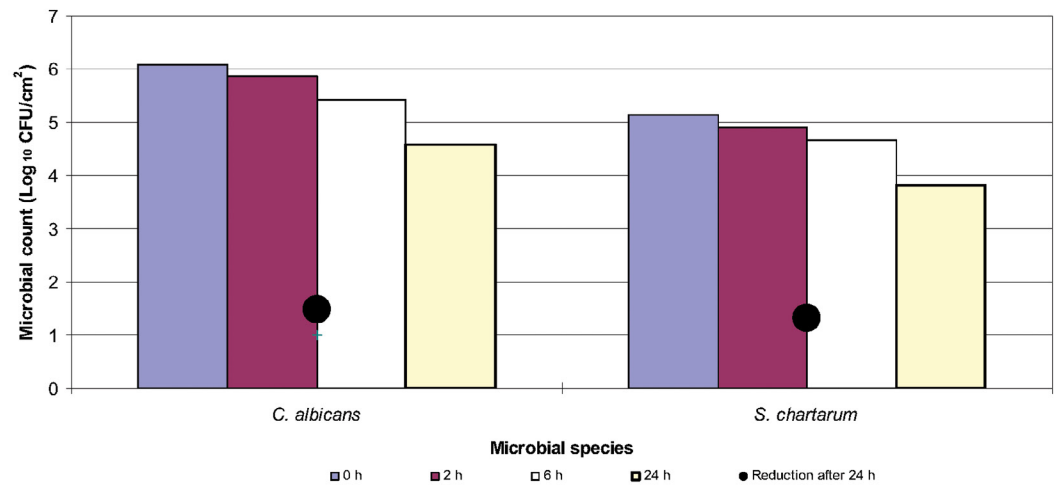


Fig 2. Ozone decontamination on highly polished stainless steel surfaces using the *Breeze AT Ozone generator*



# Testing the Inactivation and Surface Kill of *Legionella pneumophila* using FreshAir with ActivePure Technology by Vollara

## TEST REPORT

### RESULTS

Table 1 shows the data for the test. The data are averages of the three coupons at each time point.

	Control	Device	
Time (hr)	CFU/ml	CFU/ml	% Reduction
0	1.60E+05	–	–
4	< 2.5E+03	5.42E+02	>92.3
6	< 2.5E+03	< 2.5E+02	>91.3

### INTRODUCTION

Under Purchase Order with Vollara, RTI performed inactivation and surface kill testing of *Legionella pneumophila* inoculated on 1" x 1.5" stainless steel coupons using the FreshAir with ActivePure Technology device provided by Aerus/Vollara. The objective for this study was to determine the inactivation efficiency by assessing the survivability of the bacteria following exposure to the airborne oxidizers from the device. This was accomplished via plate counts for colony forming units per milliliter. This report covers the statement of work for this Purchase Order.

### PROCEDURES

The FreshAir with ActivePure Technology device was placed in a class II biosafety cabinet (BSC) throughout the testing process. *L. pneumophila* were cultured on buffered charcoal yeast extract agar (BYCE) plates. The cultures were harvested and suspended in 10 mL of sterile saline until it measured an optical density at 600 nm (OD<sub>600</sub>) of 1.9 – 2.0. The suspended cells were further concentrated by centrifugation, and the resulting pellet was resuspended in 1.4 mL of sterile saline making up the inoculum. Fifteen stainless steel coupons were sterilized in the autoclave and inoculated with 50 µL of the inoculum. A pipette tip was used to spread the bacteria on the surface of each coupon, then the coupons were allowed to dry.

At time zero hour, three of the coupons were placed into specimen containers with 10 mL of Phosphate Buffer Saline + Tween 20 (PBST). These were shaken in the wrist action shaker for 10 min and plated. The remaining coupons were divided into unexposed controls and the device-exposed samples for the 4 and 6 hour time points. The device-exposed samples were placed upright one inch away from the front grill. For each time point, the coupons were processed in the same manner as the time zero control samples and plated. The plates were counted to determine colony forming units per milliliter of PBST (CFU/mL). In order to determine the percent reduction at a given time point, Equation 1 was used.

$$\% \text{ Reduction} = (A - B) \times 100 \quad (1)$$

A = Concentration of *L. pneumophila* from control coupons at the time point

B = Concentration of *L. pneumophila* from sample coupons at the time point

Estimated concentrations were reported for samples with colony counts that were below the acceptable range. Overall, there was a loss of *Legionella* following exposure to the device. By four hours, there was a percent reduction of >92.3%. By six hours, the percent reduction was similar (>91.3%) to the four hour time point due to a greater loss of *Legionella* from the unexposed control coupons because of desiccation.

## CONCLUSION

The FreshAir with ActivePure Technology device reduced the level of *Legionella* on the coupons by more than 91% for both the 4 and 6 hour exposure times.



## Isolation of Three High Molecular Weight Polysaccharide Preparations with Potent Immunostimulatory Activity from *Spirulina platensis*, *Aphanizomenon flos-aquae* and *Chlorella pyrenoidosa*

Nirmal Pugh<sup>1</sup>, Samir A. Ross<sup>1,2</sup>, Hala N. ElSohly<sup>2</sup>, Mahmoud A. ElSohly<sup>2,3</sup>, David S. Pasco<sup>\*1,2</sup>

<sup>1</sup> Department of Pharmacognosy, School of Pharmacy, University of Mississippi, University, Mississippi, USA

<sup>2</sup> National Center for Natural Products Research, School of Pharmacy, University of Mississippi, University, Mississippi, USA

<sup>3</sup> Department of Pharmaceutics, Research Institute of Pharmaceutical Sciences, School of Pharmacy, University of Mississippi, University, Mississippi, USA

Received: October 6, 2000; Accepted: March 11, 2001

**Abstract:** This research describes the identification of three new high molecular weight polysaccharide preparations isolated from food-grade microalgae that are potent activators of human monocytes/macrophages: "Immulina" from *Spirulina platensis*, "Immunon" from *Aphanizomenon flos-aquae*, and "Immurella" from *Chlorella pyrenoidosa*. These polysaccharides are structurally complex and have estimated molecular weights above ten million daltons. All three polysaccharides are highly water soluble and comprise between 0.5% and 2.0% of microalgal dry weight. Immunostimulatory activity was measured using a transcription factor-based bioassay for nuclear factor kappa B (NF-kappa B) activation in THP-1 human monocytes/macrophages. Using this system the EC<sub>50</sub> values for these microalgal polysaccharides are between 20 and 110 ng/ml (about 10pM). THP-1 activation was confirmed by measuring immune cytokine mRNA induction using reverse transcriptase-polymerase chain reaction (RT-PCR). Each polysaccharide substantially increased mRNA levels of interleukin-1 $\beta$  (IL-1 $\beta$ ) and tumor necrosis factor- $\alpha$  (TNF- $\alpha$ ). These polysaccharides are between one hundred and one thousand times more active for *in vitro* monocyte activation than polysaccharide preparations that are currently used clinically for cancer immunotherapy.

**Key words:** *Aphanizomenon flos-aquae* (Nostocaceae), *Spirulina platensis* (Oscillatoriaceae), *Chlorella pyrenoidosa* (Oocystaceae), polysaccharide, THP-1 monocytes, nuclear factor kappa B.

### Introduction

During the last several decades there has been an increasing interest in the commercial production of food-grade microalgae for human consumption. Among the various microalgae that have been explored for their commercial potential, *Spirulina* species, *Chlorella* species and *Aphanizomenon flos-aquae* are three major types that have been successfully produced and that are in widespread use.

Studies on the consumption of food-grade microalgae have reported enhanced immune function in both animals and humans. Oral administration of *Chlorella vulgaris* has been corre-


lated with enhanced granulocyte-macrophage progenitor cells in mice infected with *Listeria monocytogenes* (1). Dietary *Spirulina* species increases macrophage phagocytic activity in chickens (2) and exhibits chemopreventive effects in humans (3). Human consumption of *Aphanizomenon flos-aquae* has been reported to produce changes in immune cell trafficking and enhanced immune surveillance (4). The active components for all these effects have not been conclusively established.

In the present study we have identified robust macrophage stimulating activity in the crude extracts of *Spirulina platensis*, *Aphanizomenon flos-aquae*, and *Chlorella pyrenoidosa*. Our objective was to isolate and characterize the compound(s) responsible for this activity. Macrophage activation was evaluated using a luciferase reporter gene based bioassay where luciferase expression is driven by the binding of NF-kappa B. The activation of transcription factor NF-kappa B coordinates gene expression and regulates many immune and inflammatory responses in activated monocytes/macrophages (5).

### Materials and Methods

#### Materials

Freeze-dried microalgae were purchased from the following sources: *Spirulina platensis* (Lot No. B16933, MISS accession No. 63118) from Triarco Industries, Inc. (Wayne, NJ), distributed through General Nutrition Corporation; *Aphanizomenon flos-aquae* (Lot No. 0110FA, MISS accession No. 63116) from Cell Tech (Klamath Falls, OR); and, *Chlorella pyrenoidosa* (Lot No. VP0978, MISS accession No. 63117) from Sun Chlorella (Torrance, CA). MISS accession numbers refer to voucher specimens deposited at the Pullen Herbarium (MISS), Department of Biology, The University of Mississippi, University MS 38677. Bacterial lipopolysaccharide (*E. coli*, serotype 026:B6) and polymyxin B were obtained from Sigma Chemical Co. Carrington Laboratories Inc. (Irving, TX) provided two different preparations of acemannan: *Aloe vera* mucilaginous polysaccharide (AVMP, Lot. No. 11586) and Manapol (Lot. No. 116018). Schizophyllan polysaccharide was a gift from Dr. David Williams. The polysaccharide lentinan was also a gift from Dr. Yukiko Maeda (Lot. No. 2L832). JHS Natural Products (Eugene, OR) generously provided the polysaccharide krestin (PSK).



THP-1 human monocytes were obtained from American Type Culture Collection (Rockville, MD). LucLite™ luciferase reporter gene assay kit was purchased from Packard (Downers Grove, IL). NF-kappa B plasmid construct (pBIIILUC) was a gift from Dr. Riccardo Dalla-Favera that contains two copies of NF-kappa B motif from HIV/IgK (6). Reverse Transcriptase (RT)-PCR kits were obtained from Promega (Madison, WI) and for RNA isolation the TRI Reagent® system was used (Molecular Research Center, Inc., Cincinnati, OH). RT-PCR primers for IL-1 $\beta$ , TNF- $\alpha$  and GAPDH were purchased from Integrated DNA Technologies, Inc. (Coralville, IA).

#### Isolation procedure

Freeze-dried microalgae (35 g *Spirulina platensis*, 125 g *Aphanizomenon flos-aquae* and 35 g *Chlorella pyrenoidosa*) were extracted three times with 70% ethanol at 40 °C, 4 hours each time. Ethanol extracts were evaporated to dryness and then solvent partitioned between water and chloroform (1:1), followed by further partitioning of the water layers with *n*-butanol (water:*n*-butanol, 63:37). The water layers from the second solvent partition were subjected to alcohol precipitation (water:methanol:ethanol, 1:2:3) at –80 °C for 24 hours. Precipitable materials were passed through an ultrafiltration device with a 100,000 molecular weight cut-off polyethersulfone membrane (Centricon Plus-20 from Millipore, Bedford, MA). The retentates were subsequently washed several times with 3% KCl (w/v) to remove impurities that adhered (probably through ionic interaction) to the large molecular weight materials.

The high molecular weight retentates were analyzed using size exclusion chromatography (SEC). The set-up consisted of a Model 600E system controller, UK6 injector, Model 600 solvent delivery system, Model 401 differential refractometer and a Model 3396A Hewlett-Packard integrator. Analyses were performed at a flow rate of 1 ml/minute using HPLC grade water and a Shodex Ohpak KB-805 SEC column (300 mm length  $\times$  8 mm ID) held at 30 °C. The high molecular weight retentates from each microalgae contained predominantly one peak that eluted in the void volume: "Immulina" for *Spirulina platensis*, "Immunon" for *Aphanizomenon flos-aquae*, and "Immurella" for *Chlorella pyrenoidosa*. Estimation of the molecular weight for each peak was achieved by comparison with retention times for dextran standards (12,000, 0.1 million, 1.66 million and 5–40 million daltons).

#### Structural characterization

Carbohydrate content of the purified polysaccharides (Immulina, Immunon and Immurella) were estimated using a colorimetric assay based on reaction with phenol (5% w/v in water) and concentrated sulphuric acid. Absorbance was determined at 450 nm and 490 nm (7). Elemental analyses for carbon, hydrogen, nitrogen and sulfur was performed by Galbraith Laboratories, Inc. (Knoxville, TN). Glycosyl composition and glycosyl linkage analyses were performed by The University of Georgia, Complex Carbohydrate Research Center. The glycosyl composition was determined using GC-mass spectrometry analysis of the TMS-methyl glycosides. In order to identify the O-methylated sugars detected during the TMS-methyl glycoside procedure, glycosyl composition was also determined using the alditol acetate procedure (8). Glycosyl linkage analysis

was performed using the Hakomori procedure (9), in combination with carboxyl-reduction in order to detect uronic acid linkages (10).

#### Macrophage assay

Macrophage activation was measured using a luciferase reporter gene assay in THP-1 human monocytic cells as previously described (11). This assay measures immunostimulatory activity as indicated by increased expression of an NF-kappa B-driven luciferase reporter. THP-1 cells are transiently transfected using DEAE-dextran and the pBIIILUC reporter plasmid containing two binding sites for NF-kappa B. Activation is reported as a percentage relative to maximal activation of NF-kappa B by 10  $\mu$ g/ml LPS.

#### RT-PCR for IL-1 $\beta$ , TNF- $\alpha$ and GAPDH

Detection of mRNAs for IL-1 $\beta$  and TNF- $\alpha$  was performed as previously described (11). In brief, total RNA was isolated from THP-1 cells using the TRI Reagent® method and RT-PCR reactions were run using kit reagents from Promega. Sequence for the primers were described in Su et al. (12). Total RNA amounts used in the reactions were not saturating.

#### Results and Discussion

The luciferase reporter gene bioassay for activation of NF-kappa B in human THP-1 cells was used to guide purification of the immunostimulatory polysaccharides. For all three microalgae, the same isolation procedure was used for purification. A crude extract for each microalgae was prepared by extracting the freeze-dried material with 70% ethanol. Extraction with 70% ethanol allowed for efficient separation of the active substance from the bulk of other inactive polysaccharides that would be isolated if a typical hot water extraction was employed (refer to additional details below). Crude extracts at 50  $\mu$ g/ml (*Spirulina platensis*), 10  $\mu$ g/ml (*Aphanizomenon flos-aquae*) and 25  $\mu$ g/ml (*Chlorella pyrenoidosa*) increased NF-kappa B directed luciferase expression to levels 50% of those achieved by maximal concentrations (10  $\mu$ g/ml) of LPS.

Semi-pure microalgal polysaccharides were obtained by a combination of solvent partitioning and alcohol precipitation. Final purification was accomplished by removal of all material less than 100,000 daltons using an ultrafiltration device (refer to experimental section). The high molecular weight polysaccharides were analyzed using size exclusion chromatography and were found to contain one peak: "Immulina" for *Spirulina platensis*, "Immunon" for *Aphanizomenon flos-aquae*, and "Immurella" for *Chlorella pyrenoidosa*. These polysaccharides have retention times between 5.2 and 4.8 minutes (estimated molecular weight above 10 million daltons) and are very water soluble at 10 mg/ml. By comparison, immunostimulant polysaccharides such as acemannan and  $\beta$ -glucans are difficult to dissolve even at low concentrations. Polysaccharides Immulina and Immurella comprise between 0.5 and 1.0% of the dry weight of *Spirulina platensis* and *Chlorella pyrenoidosa*, respectively. The percent composition of Immunon is higher and represents about 2.0% of the dry weight of *Aphanizomenon flos-aquae*.

In addition to our active polysaccharides, microalgae hot water extracts contain substantial amounts of other high molecular weight material (size exclusion chromatography, data not shown). Removal of these contaminating substances from our active polysaccharides could be difficult and time consuming. Hence, the initial extraction procedure using 70% ethanol provides an elegant method whereby the active polysaccharides can be separated from potentially interfering substances that would be present with the hot water extraction.

Fig. 1 presents a dose response for both LPS and the isolated microalgal polysaccharides. The  $EC_{50}$  (50% of maximal LPS induction) values for NF-kappa B directed luciferase expression were as follows: Immulina at 110 ng/ml, Immunon at 20 ng/ml, Immurella at 80 ng/ml, and LPS at 250 ng/ml. To confirm THP-1 macrophage activation by purified microalgal polysaccharides, mRNA levels of proinflammatory cytokines IL-1 $\beta$  and TNF- $\alpha$  were measured using RT-PCR (Fig. 2). Treatment of THP-1 cells with either LPS or microalgal polysaccharides resulted in a dramatic increase in both IL-1 $\beta$  mRNA (810 bp) and TNF- $\alpha$  mRNA (444 bp), as compared with the control. This was not the case for the mRNA of the housekeeping gene glyceraldehyde phosphate dehydrogenase (GAPDH, 1000 bp) (Fig. 2).

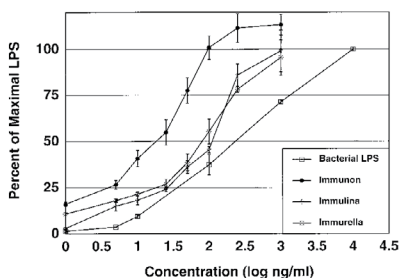
It is possible that the observed NF-kappa B activation by Immulina, Immunon and Immurella was due to endotoxin con-

tamination of the preparation. To address this possibility two experiments were conducted. First, polymyxin B (10  $\mu$ g/ml) was added in combination with each polysaccharide (0.1 to 1  $\mu$ g/ml) to observe whether there was any abrogation in NF-kappa B activation. Polymyxin B is a polycationic antibiotic known to block many of the biological effects of LPS by binding to the lipid A portion of the molecule. All three microalgal polysaccharides were insensitive to polymyxin B addition (data not shown). Addition of polymyxin B to LPS (10  $\mu$ g/ml) suppressed NF-kappa B activation by 75%. The second experiment used to examine possible endotoxin-mediated effects was to look for the presence of 3 $\beta$ -hydroxymyristate in the glycosyl composition analysis. In sample preparations of Immulina and Immurella there were no detectable levels of 3 $\beta$ -hydroxymyristate. Thus, it is unlikely that the observed macrophage activation by Immulina and Immurella is due to endotoxins.

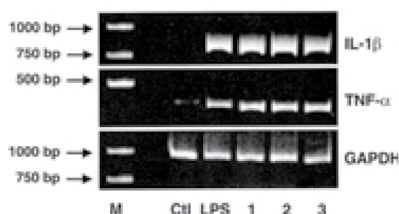
However, in two different sample preparations of Immunon, small amounts of 3 $\beta$ -hydroxymyristate (0.6% of total peak area) were detected. In order to determine how much "endotoxin-like" material was present, six samples of *Aphanizomenon flos-aquae* were analyzed using the Limulus amoebocyte lysate (LAL) assay (analysis performed by BioWhittaker, Walkersville, MD). The amount of LAL positive material detected using this assay represented 0.002% of microalgal dry weight. By comparison, the percent composition of Immunon is about 1000 times greater (2.0% of microalgal dry weight). This means that at the concentration required to produce maximum NF-kappa B activation by Immunon (100 ng/ml), the total amount of potential LAL positive material present would be 100 pg/ml. This concentration of endotoxin would not be detectable using our THP-1 assay system. Therefore, the stimulatory effect of Immunon on macrophage activation is not due to endotoxin contamination.

Using a colorimetric assay (7) with phenol-sulphuric acid at 450 nm and 490 nm, the carbohydrate content of each isolated microalgal polysaccharide was estimated to be between 90% and 100%. This further supports the view that these compounds are predominantly polysaccharides. Treatment of Immunon and Immulina preparations with either heat (100°C for 30 minutes) or one of the following enzymes (0.1 mg/ml at 37°C for 1 hour): DNase 1, RNase A, trypsin, proteinase K, pepsin and  $\alpha$ -chymotrypsin did not alter their  $EC_{50}$  values for macrophage activation. The activity of Immurella was not influenced by most of these enzymes, but it was reduced by 50% with heat treatment and by 25% with proteinase K. This suggests that although the biological activity of Immunon and Immulina is not due to nucleic acid or proteins, Immurella may contain either a protein contaminant or a peptide component to its structure that contributes to its activity. Coomassie blue based protein determinations indicate 2% protein for Immurella. Enough material was available for Immunon that elemental analysis was also performed and was found to contain the following elements: 49.1% carbon, 40.8% oxygen, 7.62% hydrogen, 2.46% nitrogen and trace amounts of sulfur.

Glycosyl composition and glycosyl linkage analysis for each polysaccharide is summarized in Tables 1 and 2. Due to the high volatility of terminal residues, especially deoxyhexoses and pentoses, reported values for these components in Table 2 may be lower than the actual levels. Based on their glycosyl



**Fig. 1** Dose response for Immulina polysaccharide, Immunon polysaccharide, Immurella polysaccharide, and bacterial LPS activation of NF-kappa B in THP-1 monocytes/macrophages at 4 hours. Samples run in quadruplicate. Means  $\pm$  standard deviation.



**Fig. 2** Microalgal polysaccharides Immulina, Immunon and Immurella enhance proinflammatory cytokine mRNA production. RT-PCR results for IL-1 $\beta$  mRNA, TNF- $\alpha$  mRNA and GAPDH mRNA in THP-1 cells at 2 hours: (M) PCR marker, control, bacterial LPS at 10  $\mu$ g/ml, (1) Immunon polysaccharide at 0.5  $\mu$ g/ml, (2) Immulina polysaccharide at 0.5  $\mu$ g/ml, and (3) Immurella polysaccharide at 0.5  $\mu$ g/ml.



compositions, glycosyl linkages and molecular weights, all three microalgal polysaccharides are new compounds that have not been previously reported. Interestingly, all three polysaccharides contain high levels of both methylated carbohydrate residues and deoxyhexoses (e.g., rhamnose and fucose) which may explain their extractability with 70% ethanol. Due to the complex nature of these polysaccharides having a variety of glycosyl linkages (refer to Table 2), the anomeric configurations for each linkage have not yet been determined.

Neither the chemical structures nor the macrophage stimulating activity of our microalgal polysaccharides have been reported in the scientific or patent literature. Various other compounds have however been isolated from the microalgae studied in this paper. From *Spirulina* and *Chlorella* species a number of polysaccharides have been characterized for their antitumor, antiviral and immunostimulating activity (13), (14), (15), (16). In contrast, no such compounds have been isolated from *Aphanizomenon flos-aquae* showing any biological activity.

From *Chlorella* species a number of polysaccharides have been identified that possess biological activity. In U.S. Patent 4,533,548 an acidic polysaccharide was isolated from *Chlorella pyrenoidosa* that exhibits antitumor and antiviral activity (13). The glycosyl composition for this polysaccharide was mostly rhamnose, with minor amounts of galactose, arabinose, glucose and glucuronic acid. This glycosyl composition

is distinctly different from Immurella which contains arabinose, galactose and rhamnose as the major components. Another polysaccharide, isolated from marine *Chlorella minutissima*, reported in U.S. Patent 4,831,020 appears to have tumor growth-inhibiting effects. However, no molecular weight or glycosyl composition was reported (14).

From *Spirulina* species several different types of polysaccharides have been isolated that exhibit biological activity. For example, the sulfated polysaccharide calcium spirulan exhibits antiviral properties and is composed of rhamnose (52.3%), 3-O-methylrhamnose (32.5%), 2,3-di-O-methylrhamnose (4.4%), 3-O-methylxylose (4.8%), trace amounts of other sugars and sulfate (15). The molecular weight of calcium spirulan (74,600 daltons) is about 100 times less than Immulina (above 10 million daltons).

In U.S. Patent 5,585,365 an antiviral polysaccharide was isolated using hot water extraction from *Spirulina* species with a molecular weight between 250,000 and 300,000 daltons (16). This polysaccharide is composed of rhamnose, glucose, fructose, ribose, galactose, xylose, mannose, glucuronic acid and galacturonic acid. Both the glycosyl composition and molecular weight of Immulina is different than this polysaccharide.

Pharmaceutical development of Immulina, Immunon and Immurella as immunostimulants may reveal a significant poten-

**Table 1** Glycosyl composition for isolated polysaccharides from *Spirulina platensis* (Immulina), *Aphanizomenon flos-aquae* (Immunon) and *Chlorella pyrenoidosa* (Immurella). Data obtained from one experiment

Immulina Polysaccharide		Immunon Polysaccharide		Immurella Polysaccharide	
Glycosyl Residue	Mole %	Glycosyl Residue	Mole %	Glycosyl Residue	Mole %
Rhamnose	35.4	Mannose	16.0	Arabinose	31.6
Glucuronic acid	9.7	Glucose	13.1	Galactose	26.8
Fucose	7.7	4-Me-Mannose	11.2	Rhamnose	12.4
Galactose	7.1	Rhamnose	10.3	Glucose	5.4
2-Me-Rhamnose	5.9	2-Me-Rhamnose	8.1	3-Me-Arabinose	3.0
Xylose	5.5	Galactose	8.0	3-Me-Mannose	2.5
3-Me-Rhamnose	4.2	Fucose	7.0	Xylose	2.4
3-Me-Xylose	4.2	N-Acetyl-galactosamine	7.0	4-Me-Arabinose	2.4
4-Me-Rhamnose	3.9	N-Acetyl-glucosamine	5.8	Mannose	2.3
Glucose	3.6	Xylose	4.8	Ribose	1.9
Mannose	2.4	2-Me-Fucose	3.1	2,4-di-Me-Arabinose	1.3
Galacturonic acid	2.0	3-Me-Galactose	2.6	3-Me-Galactose	1.2
3-Me-Galactose	2.0	3-Me-Arabinose	1.8	3-Me-Xylose	0.9
Arabinose	1.8	Arabinose	1.6	3-Me-Rhamnose	0.9
amino sugar	1.5	2,3-diMe-Arabinose	1.2	3,5-diMe-hexose	0.9
2,3-diMe-Fucose	1.2			6-Me-Galactose	0.7
N-Acetyl-glucosamine	0.9			Glycerol	0.5
2-Me-Glucose	0.5			2-keto-3-deoxy-Octulosonic acid	0.5
Glycerol	0.4			2,3,6-triMe-Mannose	0.4
				3,6-diMe-Mannose	0.4
				2,3-diMe-Mannose	0.4
				2-Me-Galactose	0.4
				N-Acetyl-galactosamine	0.3
				N-Acetyl-glucosamine	0.3
				amino sugar	0.3

Note: Methyl groups are represented by "Me".

**Table 2** Glycosyl linkage analysis for isolated polysaccharides from *Spirulina platensis* (Immulina), *Aphanizomenon flos-aquae* (Immunon) and *Chlorella pyrenoidosa* (Immurella). Data obtained from one experiment

Immulina Polysaccharide		Immunon Polysaccharide		Immurella Polysaccharide	
Glycosyl Linkage	% total area	Glycosyl Linkage	% total area	Glycosyl Linkage	% total area
3-Rha + T-GlcA	25.8	2-Man + 3-Man	13.4	T-Galactose (f)	12.2
4-Galactose	7.8	4-Rha + T-Man	10.6	2-Glucose	9.2
4-Glucuronic acid	7.3	2-Rhamnose	7.6	6-Galactose (p)	8.6
3,4-Glucuronic acid	6.9	T-Rhamnose	7.5	2,3-Rhamnose	8.4
2-Rhamnose	5.7	3-Rhamnose	6.9	T-Glucose	5.9
3-Fucose	5.1	2-Glucose	5.3	T-Arabinose (f)	5.5
2,3-Rhamnose	4.9	2-Galactose	4.8	2-Arabinose (f)	5.4
T-Xylose (p)	4.8	2-Fucose	4.7	3,6-Galactose	5.1
4,6-Galactose	4.3	3,4-Fucose	4.5	2,3,6-Galactose	4.9
T-Rhamnose	4.2	4-Glucose	4.4	T-Man + 3-Rha + 4-Rha	3.7
3,4-Fucose	3.1	3-Xylose	4.4	2,3-Arabinose (f)	3.3
3,4-Galacturonic Acid	2.4	4-Fuc + T-Gal	4.3	T-Arabinose (p)	2.8
2-Man + 3-Man	2.2	T-Xylose	3.2	6-Gal (f)	2.6
4-Fucose	2.2	unidentified	2.7	3-Hexose (f)	2.4
T-Fucose	2.2	T-Fucose	2.5	3-Galactose	2.3
3,4-Rhamnose	2.1	4-Mannose	2.2	2-pento (f)	2.1
2-Glucose	1.5	2-Arabinose (p)	2.1	4-Glc/2,4-Ara(p)/2,5-Ara(f)	2.1
2,3-Mannose	1.4	4-Galactose	2.1	T-Xylose (p)	1.8
3-Glucose	1.2	2,3,6-Galactose	2.1	4,6-Galactose	1.9
3-Galactose	1.1	3-Galactose	1.4	4-Galactose	1.9
4-Mannose	1.0	3,5-Ara(f)/3,4-Ara(p)	1.3	3,4-Galactose	1.7
6-Mannose	0.8	2,6-Glucose	1.2	T-Galactose (p)	1.4
2,6-Glc + 4,6-Glc	0.8	6-Mannose	0.6	3-pentose (f)	1.3
3-Xylose	0.7			3,4-Rhamnose	1.1
4-Xylose	0.6			2-Mannose + 3-Mannose	1.1
				3-Arabinose (f)	1.0
				2,6-Glucose	0.5

Note: All glycosyl linkages are also 1-linked unless otherwise specified. Glycosyl abbreviations represent the following: "Man" for mannose, "Rha" for rhamnose, "Glc" for glucose, "Fuc" for fucose, "Ara" for arabinose, "Gal" for galactose, "GlcA" for glucuronic acid, "T" for terminal linkage, "f" for furanose, and "p" for pyranose. Presence of two or three glycosyl units indicates co-elution of components during analysis.

tial for immunotherapy. These polysaccharides have superior macrophage stimulatory activity compared with clinically used polysaccharide preparations. There are three major fungal polysaccharide immunostimulants in clinical use for a variety of human cancers: schizophyllan, lentinan and krestin (17). These pharmaceuticals are used primarily in Japan either alone or in combination with chemotherapy and/or radiotherapy. Another polysaccharide, acemannan (Carra Vet<sup>®</sup>, isolated from *Aloe vera*), is licensed by the United States Department of Agriculture for the treatment of fibrosarcoma in dogs and cats (18). In our macrophage bioassay these four commercial polysaccharide immunostimulants (schizophyllan, lentinan, krestin and acemannan) were at least one thousand times less active than our microalgal polysaccharides (data not shown). These results agree with *in vitro* studies demonstrating that these clinically used polysaccharides have weak/modest effects on macrophage function (18), (19), (20). Successful development of these microalgal polysaccharides would add to the arsenal of available agents for immunotherapy in the treatment of cancer and infectious diseases.

#### Acknowledgements

This work was supported in part by the United States Department of Agriculture, Agricultural Research Service Specific Cooperative Agreement No. 58-6408-7-012. Glycosyl composi-

tion and linkage analysis, performed by the University of Georgia, Complex Carbohydrate Research Center, was supported in part by the Department of Energy-funded (DE-FG09-93ER-20097) Center for Plant and Microbial Complex Carbohydrates. We are grateful to Cell Tech, Klamath Falls, OR, for providing the *Limulus* ameocyte lysate assay results on *Aphanizomenon flos-aquae*.

#### References

- Dantas DC, Queiroz ML. Effects of *Chlorella vulgaris* on bone marrow progenitor cells of mice infected with *Listeria monocytogenes*. *International Journal of Immunopharmacology* 1999; 21: 499-508
- Qureshi MA, Garlich JD, Kidd MT. Dietary *Spirulina platensis* enhances humoral and cell-mediated immune functions in chickens. *Immunopharmacology and Immunotoxicology* 1996; 18: 465-76
- Mathew B, Sankaranarayanan R, Nair PP, Varghese C, Somnathan T, Amma BP, Amma NS, Nair MK. Evaluation of chemoprevention of oral cancer with *Spirulina fusiformis*. *Nutrition and Cancer* 1995; 24: 197-202
- Jensen GS, Ginsberg DI, Huerta P, Citton M, Drapeau C. Consumption of *Aphanizomenon flos-aquae* has rapid effects on the circulation and function of immune cells in humans. *Journal of the American Nutraceutical Association* 2000; 2: 50-8

# PROFESSIONAL **SPORTS**

VOLLARA AIR & SURFACE PRO | LIVINGWATER  
ESSENTIALS FOR LIFE



T H E   W O R L D W I D E   L E A D E R   I N   S P O R T S

February 20, 2018

Mr. Joseph P Urso  
4100 Alpha RD STE 1100  
Dallas, TX 75244

Dear Joe,

Thank you for sending Dr. Troy Sanford and Vollara Technologies to the ESPN X Games. Athlete safety is paramount for us. Vollara Technologies give our Athletes and us a cleaner, and more pleasant environment.

The Strong Flu strain that is so prevalent this year gave us concern. We have Athletes from all over the world converge into one area. The Scientific testing Vollara does gives us a level of confidence and measure of protection we have come to rely on.

Thank you again for your Third year of support and breakthrough technologies.

Sincerely,  
 

Jameson Shaw  
Associate Manager, Competitions  
ESPN X Games

Poli Nightingale  
X Games Athlete Lounge Manager  
Fly By Nightingale



*St. Louis Cardinals, LLC*  
700 Clark Street • St. Louis, MO • 63102-1727

Joe,

On behalf of the 2011 World Champion St. Louis Cardinals, I'd like to thank you for an outstanding product. The Vollara Living Water unit installed in the weight room has been a vital addition. The unit is very popular. Our players definitely notice the difference in their hydration levels and the unit will be extremely important in the coming months as temperatures will be in the 90's for a prolonged period of time. Players also appreciate the water's detoxifying quality and some players are noticing the positive effect alkaline water has on their joints. I'd also like to thank Julia Chiappetta and Ron Chaves for their help. They both were very informative and professional. I look forward to utilizing the Vollara Living Water unit for many years and hope to have one installed in each our minor league affiliates.

Regards,

Pete Prinzi CSCS, RSCC\*D

Head Strength Coach

St. Louis Cardinals

**World Champions • 1926 • 1931 • 1934 • 1942 • 1944 • 1946 • 1964 • 1967 • 1982 • 2006 • 2011**

[www.cardinals.com](http://www.cardinals.com)



DETROIT TIGERS, INC.

---

March 12, 2012

Joseph P. Urso, Chairman  
Vollara  
5420 LBJ Freeway  
Suite 1010  
Dallas, TX 75240

Dear Joe,

I want to thank you for allowing Julia Chiappetta, Dr. Troy Sanford, and Ron Chaves to introduce the Living Water System to the Detroit Tigers. Following their presentation, we ordered 3 units to be utilized in our Spring Training facility and at Comerica Park in Detroit. Although the players and staff had not been informed of our changeover from bottled water, their consumption rate increased greatly which they said was due to better taste and just overall feeling better.

As an Certified Athletic Trainer and longtime advocate of the health benefits of alkalization, the fact that the Living Water System allows us to control the alkalinity of the water we are serving was the major factor in us purchasing the system. We have been extremely pleased with the performance and results that we have seen.

As healthcare providers, our main focus is providing our athletes with the very best tools to help them realize their full potential. Our athletes need to be able to perform at their optimum level each and every game in order to be successful. I feel very strongly that the Living Water System plays a pivotal role in allowing players to reach their goals. Hopefully, this in turn will help the Detroit Tigers reach the ultimate goal of a World Championship.

Sincerely,

Kevin L. Rand, ATC, CSCS  
Director of Medical Services / Head Athletic Trainer  
Detroit Tigers

**Texas Rangers**

1000 Ballpark Way  
Arlington, TX 76011  
March 27, 2011

texasrangers.com

Joseph P. Urso  
Chairman  
Vollara  
Suite 1010  
Dallas, TX 75240

Dear Joe:

I want to take this opportunity to express my appreciation for your staff and your Vollara products. Julia and Ron have been great to work with as we introduce your products to our team. Their passion and knowledge of the products have reassured me that I'm providing our players with high quality products.

As a strength coach, I am very selective of the products I supply my players. Right now there are a lot of nsf certified products, but not all provide the results your Vollara products have provided us thus far. We started using the water units this spring and the comments from the staff and players have been great. The water tastes better and the players feel better. I have also introduced the refuel and reflex to our players and the comments have also been very positive.

It is a long season so my strongest focus is on recovery. The refuel and reflex are the most complete products that I've ever tried. I look forward to seeing the long term effects after a long season. I am confident that your products will help my players perform better and recover faster. Last year we came up short so hopefully the Vollara edge will help us bring a world championship to Arlington.

Sincerely,

Jose Vazquez,PT,CSCS  
Strength and Conditioning Coach  
Texas Rangers



Dear Joe,

First I want to say how pleased I am with the relationships built between Vollara and the Miami Marlins. From our first meeting at the 2010 MLB Winter Meetings, you have been very generous and welcoming.

This year we had the opportunity to use your Living Water unit at Spring Training in Jupiter, FL. As with most new products, the players curiosities were sparked instantly when they saw your product. After a quick introduction for the players and staff, we had a select following. Within a few days that following began to grow due to the players hearing first hand testimonials from other players that were already reaping the benefits of hydration. Players were excited to be drinking water.

It is our goal to continue this relationship and to build on it for future years. By placing one of your units at each affiliate we can ensure our athletes are getting the proper hydration that they deserve.

Thank you again to Julia Chippetta and Ron Chaves for their hard work and inviting atmosphere.

The Miami Marlins thank you,

Mark Brennan M.S., SCCC, RSCC

Miami Marlins

Minor League Strength and Conditioning Coordinator

# CINCINNATI REDS™

Great American Ball Park, 100 Main Street, Cincinnati, OH 45202-4109, Phone: 513.765.7000, Fax 513.765.7342, [www.reds.com](http://www.reds.com)

Joseph P. Urso  
Chairman  
Vollara  
5420 LBJ Freeway  
Suite 1010  
Dallas, TX 75240

Dear Joe:

I wanted to take the time to reach out to you and say thanks for developing such quality product and assembling a quality staff. I have been a Strength Coach for a while now and have met with many companies' representatives. Your staff by far goes above and beyond in the Customers service area. I wish I had ten Ron Chaves on my staff. Not only is Ron a great educator of your products, he is a great listener and make sure he adapts to each facility on how to best implement your products.

Developing high quality products that clean our AIR and Water are essential not only to performance, but to all of us personally. Its shows that Vollara cares about people. It's important when building relationships with our athletes that they know we care about them personally and professionally. Providing air free of toxins and pollutants along with the Living Water allows our players to recover from the day to day grind of being a professional baseball player.

Thanks you for making our lives better.

Best Wishes,



Matthew C. Krause  
Major League Strength and Conditioning Coordinator  
Cincinnati Reds

**WORLD SERIES CHAMPIONS:** 1919, 1940, 1975, 1976, 1990 **NATIONAL LEAGUE CHAMPIONS:** 1919, 1939, 1940, 1961, 1970, 1972, 1975, 1976, 1990



PNC Park at North Shore • 115 Federal Street • Pittsburgh PA 15212 • 412.323.5000  
[www.pittsburghpirates.com](http://www.pittsburghpirates.com)

Dear Mr. Urso,

I would like to start by saying how much the Pittsburgh Pirates appreciate the opportunity to use your Living Water unit. It has helped to maintain the players' hydration level and to improve their overall wellness. Since your company provided us a unit in 2010, we were able to build a sink in our weight room to connect the water unit for everyday use. From that point on, I feel that players' awareness of being hydrated has improved significantly and they have been drinking ionized water more often. Several players use this system religiously. The players utilize this unit not only during the season, but also during Spring Training where the physical demands are even more trying than during the regular season. Personally, I was drinking the ionized water on a daily basis during Spring Training 2012 which is the busiest and most stressful time of the year for me as a Strength Coach. Because of this, I felt very energized and was able to go through Spring Training without any health issues.

I would like to mention that Julia Chiappetta and Ron Chaves have been very informative and helpful in building a relationship between your company and our club. Thank you again for your support and assisting our players and myself with your product.

A handwritten signature in blue ink, reading "Kiyoshi Momose" in Japanese characters.

Kiyoshi Momose CSCS  
Pittsburgh Pirates  
Latin American Strength & Conditioning Coordinator/  
Major League Asst. Strength Coach

September 25, 2010

Julia Chiappetta  
Vollara  
5420 LBJ Freeway  
Suite 1010  
Dallas, TX 75240



[nationals.com](http://nationals.com)

Washington Nationals Baseball Club  
Nationals Park  
1500 South Capitol Street SE  
Washington DC 20003-1507



Subject: Vollara Products

Dear Julia,

As Head Athletic Trainer for the Washington Nationals I am inundated daily with companies vying for attention and access to our athletes. Mike McGowan, Asst Athletic Trainer and I routinely research these products and discuss them with our team physicians. We scrutinize these offers and products closely and usually find them to be just another company trying to get attention in our market.

I wanted to thank you for your professional approach in providing us information regarding your products and your patience in allowing us to evaluate these products as part of our training regimen.

We currently offer NSF approved Vollara products, Re:Flex and Re:Fuel to our athletes. We are using the Vollara Living Water unit as part of our hydration strategy for our athletes and also utilize the Fresh Air Surround in our athletic training room to provide a clean, fresh atmosphere.

I will recommend your company to my peers and thank you for your accessibility and informational approach regarding your products.

Sincerely,

Lee Kuntz, MA, ATC  
Head Athletic Trainer  
Washington Nationals



**PITTSBURGH PIRATES**

PNC Park at North Shore  
115 Federal Street  
Pittsburgh, PA 15212

[www.pirates.com](http://www.pirates.com)

2/17/11

Joseph P. Urso, Chairman  
Vollara  
5420 LBJ Freeway  
Suite 1010  
Dallas, TX 75240

Dear Joe,

It has been a great pleasure getting to know you, Dr. Troy Sanford, Julia Chiappetta, Ron Chaves and the rest of the Vollara family. I very much enjoyed touring the Vollara International Headquarters in Dallas, TX (in November 2010). Witnessing firsthand the company's contagious passion, shared vision and relentless pursuit to be the best in the business was refreshing and impressive.

As the Strength and Conditioning Coach for the Pittsburgh Pirates Baseball Club I am very selective of the supplement and/or wellness products that we bring to the clubhouse for player use. The Vollara line of products that are certified for sport through the NSF are of highest quality. The Reflex and Refuel supplements definitely have a place in the daily routine of a professional athlete seeking optimal performance.

What really gets my heart pumping are the Living Water and Fresh Air units. Not everyone is into the use of nutritional supplements and that's fine. But everyone must drink water and breathe air. The Living Water empowers us to raise alkalinity for healthier water. The Fresh Air Surround cleans surfaces and helps us breath cleaner air that is free of bacteria, mold and other contaminates.

We feel very good about equipping our ball players with Vollara's best in class products. Our job is put them in the best position to use their talents, night after night without missing a beat. Our athletes need to feel great, perform at higher levels, recover faster and compete every night. The smallest edge can lead to a win and ultimately a championship. That's what we are playing for here in Pittsburgh and that is why we feel confident using the Vollara products.

Yours in Optimal Health and Wellness,

Frank Velasquez Jr.  
Strength and Conditioning Coach  
Pittsburgh Pirates Baseball Club



**Toronto Blue Jays Baseball Club**

The Bobby Mattick Training Center @ Englebert Complex  
1700 Solon Ave.  
Dunedin, Florida USA 34698

Joseph P Urso, Chairman  
Vollara LLC  
5240 LBJ Freeway  
Suite 1010  
Dallas, TX 75240

Dear Mr Urso,

I am so happy that I had the opportunity to meet Dr. Troy Sanford, Julia Chiappetta, and Ron Chaves, and learn about Vollara products at the 2010 Baseball Winter Meetings.

With over a decade of experience as the Strength and Conditioning Coordinator for the Toronto Blue Jays, I have seen numerous products come and go in the industry—very few have had the potential impact of the water and air purity improvements Vollara offers. I am always looking for an effective long-term solution to the continuing decline in our water source, as well as eliminating the airborne toxins that are present in all of our facilities. Consequently, Vollara's Fresh Air Surround and Living Water units have found a permanent place in our most used and highly populated Bobby Mattick Training Complex in Dunedin, FL.

It's important to note that I would not install any products for athlete use that I would not also use myself. In this case, these products are of particular importance to my family since my two-year-old son Luke was recently diagnosed with Autism Spectrum Disorder. He has many challenges, including a higher susceptibility to pesticides, toxins, and airborne pollutants. I am currently using the Fresh Air Surround and have been transporting Living Water home daily for him to drink. I value these products as another resource in our battle to help Luke overcome the challenges of his disorder and live up to his full potential. There is nothing more important to my wife and me than ensuring we employ all possible means to help him.


I want to personally thank Dr. Troy, Julia, Ron, and all the members of Vollara for their vision and help. I am grateful for the opportunity to implement use of their products for our players, staff, and, especially, my family.

Yours truly

A handwritten signature in blue ink, appearing to read "D. Santas".

Donovan T. Santas CSCS  
Strength and Conditioning Coordinator  
Toronto Blue Jays Baseball Club





Mr. Joseph P. Urso  
Chairman  
Vollara  
Suite 1010  
Dallas, TX 75240

Dear Joe:

I would like to take this time as we turn the page on 2011 and look forward to the prospect of 2012, to thank you for this past year. Not only did you provide us with great products like the ReFlex and the ReFuel, but also an alkaline water unit for the Major League clubhouse that worked great and got a tremendous amount of use. Being at altitude, hydration demands are greater so the alkaline water unit really help our players to stay hydrated this season.

Most impressively has been the knowledge and professionalism exemplified by Julia and Ron. It has been a pleasure working with them this past year and I look forward to working with them in future as well.

Lastly, thank you for providing some of the best products on the market that are safe and effective for all of our players.

I wish you a great 2012 and I am excited for the opportunity to work with you guys in the future!

Sincerely,

Brian Jordan, RSCC,\*D  
Major League Strength & Conditioning Coach  
Colorado Rockies



## KANSAS CITY ROYALS

April 14, 2011

Joseph P. Urso, Chairman  
Vollara  
5420 LBJ Freeway  
Suite 1010  
Dallas, TX 75240

Dear Joe,

I wanted to take a moment to thank you and the Vollara staff for all the help you've given to our organization during both spring training and the regular season. In particular, Julia Chiappetta and Ron Chaves did an outstanding job of working with us to make sure that all of our needs were met. When choosing products that can impact the health, performance and overall well being of our athletes, I always consider the quality and reliability of the products, the cost effectiveness of the products, and the ability of customer service to be as helpful and informative as possible. Once we began to compare Re: Fuel, Re: Flex, and Living Water to the competition, Vollara clearly stood above the rest in all of these categories.

As we move forward through this season I feel confident that the products and support we are receiving from Vollara will help give our players the edge they need to perform at their very best. Thanks again for your role in helping the Kansas City Royals strive for excellence.

Sincerely,

Ty Hill  
Strength and Conditioning Coach  
Kansas City Royals



ONE ROYAL WAY • KANSAS CITY, MO 64129 • ROYALS.COM



KANSAS CITY ROYALS

April 9, 2011

Joseph P. Urso, Chairman  
Vollara LLC  
5420 LBJ Freeway Suite #1010  
Dallas, TX 75240

Dear Mr. Urso,

The Kansas City Royals are constantly searching for ways to improve our athletes' health and performance. This past off-season, our organization conducted extensive research into water ionization technology in hopes to achieve both. After sampling numerous brands, we chose Vollara as our sole provider based upon value and performance.

This Spring Training, we created 100% of the water distributed in our complex in Surprise, AZ and each of our seven practice fields using only two Living Water units. Water consumption was at an all time high, and soft tissue injuries were at an all time low. With Spring Training completed, we have since purchased additional units for each of our Minor League affiliates and our Major League team in Kansas City.

Not all water is created equal and neither are the companies that provide this technology. On behalf of our entire medical staff, I would like to thank you and all the members of Vollara for their assistance in bringing us an edge on the competition.

Thank you,

Ryan Stoneberg  
Kansas City Royals  
Minor League Strength & Conditioning Coordinator



ONE ROYAL WAY • KANSAS CITY, MO 64129 • ROYALS.COM

# IN THE **NEWS**



## **ACTIVEPURE TECHNOLOGY INDUCTED INTO PRESTIGIOUS SPACE TECHNOLOGY HALL OF FAME: ONE OF ONLY 75 TECHNOLOGIES TO RECEIVE SUCH AN HONOR IN 30 YEARS**

*Patented ActivePure is an advanced surface and air purification technology. It is proven to reduce up to 99% of surface micro-organisms and dramatically reduce airborne contaminants and allergens. Today, the technology is available to consumers, promoting healthier lives through its ActivePure Certified Space Technology.*

Dallas, TX, April 6, 2017 – ActivePure's proprietary Technology was inducted into the Space Technology Hall of Fame, a Space Foundation program aiming to increase public awareness of the benefits of space exploration and encouraging further innovation of technologies to improve the quality of life for humanity. ActivePure Technology is one of only 75 technologies that have been inducted into the Space Technology Hall of Fame in the past 30 years. Past inductees have included energy-saving technologies, satellite and telecommunication technologies, practical commercial devices and health improvement technologies, including LASIK eye surgery, implantable pacemakers and hearing aids and many other devices that improve the quality of life for millions of people every day.

The induction ceremony takes place on April 6 in Colorado Springs, as the culminating event of the 33rd Space Symposium, a three-day conference attended by over 11,000 space leaders from around the world. The Space Technology Hall of Fame Dinner honoring the 2017 inductees will be co-sponsored by SpaceX, a space exploration company founded in 2002 by Elon Musk.

ActivePure Radiant Catalytic Ionization (RCI) Technology was initially developed by scientists to eliminate ethylene gas onboard the International Space Station and has been adapted and enhanced by Vollara to benefit people all around the world.

Vollara's ActivePure Technology has been tested in both university and laboratory environments, and also been used in numerous commercial and industrial settings that face particular high-risk issues. ActivePure Technology is engineered to eliminate contaminants in the air and on surfaces and is currently used in homes, offices, hospitals, daycares, hotels and professional sports facilities. It is proven to inactivate airborne and surface viruses, mold, fungus, volatile organic compounds, and bacteria such as MRSA, E-coli and Staph.

"We are very fortunate to live in a time when space-age technology and innovation have such remarkable implications for us here on Earth. Since ActivePure Technology was first deployed on the space shuttle Columbia and in subsequent successful applications aboard the International Space Station, we have been able to offer ActivePure Technology in a variety of products by Vollara, Aerus, activTek, and Beyond by Aerus to improve people's lives," said Joe Urso, Vollara LLC CEO & Chairman, who along with Andy Eide, Vice President, Product Development and Manufacturing, will be individually inducted into the Space Technology Hall of Fame this year, "the induction into the Space Technology Hall of Fame is a great honor and is a culmination of years of research and testing to bring this product to the people who need it the most."

# COMMUNITY **CONTRIBUTIONS**



**DIRECT SELLING ASSOCIATION**

1667 K Street, NW | Suite 1100, Washington, DC 20006-1660  
202.452.8866 | Fax 202.452.9010 | [www.dsa.org](http://www.dsa.org)

April 26, 2011

Mr. Joe P. Urso  
Chairman & CEO  
Vollara, LLC  
5420 LBJ Freeway, Suite 1010  
Dallas, TX 75240

Dear Joe:

Since its founding in 1910, membership in the Direct Selling Association has symbolized a commitment to the highest standards in business ethics. When a company can display the DSA logo, it means the company and its leaders have made an investment in the success of each individual who does business with the company – be it a customer of the products or a customer of the opportunity.

Through its DSA membership and requisite pledge to abide by a rigorous Code of Ethics, Vollara, under the leadership of Joseph Urso, has committed itself not only to maintain a high standard of excellence in its own operations, but also to promote those practices industry-wide.

The Code sets the bar at a high level, but for those who believe in the benefits of ethical leadership, there is no alternative. Throughout his involvement in direct selling, and now at Vollara, Joseph Urso has been a constant champion of this position. Through mentorship of other direct selling executives, service on DSA's Board of Directors and his belief in empowering people to achieve their full potential, Joe has exhibited his commitment to ensuring direct selling remains a viable path for those who seek independence, flexibility and personal growth.

The appeal of direct selling is often rooted in what one can do for oneself as well as what one can do for others. There is great satisfaction in personal achievement as well as in helping others achieve their goals. The opportunity and products offered by Vollara have Mr. Joe P. Urso certainly made this a reality for many, and under Joe's leadership there are sure to be many more people who achieve this same success.

Sincerely,

Neil H. Offen  
President and CEO  
Direct Selling Association

NHO:mlr

**88 Hamilton Avenue**  
**Stamford CT 06902**  
203-658-9500  
1-800-486-HELP  
Fax: 203-327-5200



October 31, 2011

Mr. Joseph P. Urso  
Chairman  
Vollara LLC  
5420 LBJ Freeway  
Dallas, Texas 75240

Dear Mr. Urso:

Thank you for Vollara's generous donation which will help AmeriCares in fulfilling our mission to save lives and restore health and hope to those in need around the world.

AmeriCares has recently sent millions in medical and humanitarian aid to help tornado survivors in the United States, as well as flood, tsunami and earthquake victims in Pakistan, Japan and elsewhere around the world. Without partnerships with companies like Vollara LLC, this would not happen.

Your extraordinary donation of two tractor-trailer loads – **1,223 cases** of high quality products for women – has already been placed on shipments to our partners in Ghana, Honduras, Nicaragua and the Philippines. I know that we have more shipments building. Your donation will have a huge positive impact on thousands and thousands of people around the world.

Thank you for caring and sharing your wealth and hope with people in need.

Sincerely,

Emanuela Chiaranda  
Associate Director, Corporate Relations



Kevin Hickey, Executive Vice President & Chief Operating Officer  
Vollara  
5420 LBJ Freeway, Suite 1010  
Dallas, TX 75240

Dear Kevin,

I am sending you the enclosed Space Certification Program lapel pin and display certificate as a small "thank you" for your continued support of the Space Foundation.

As the leading 501(c)(3) non-profit organization supporting commercial, civil, security and educational space activity your partnership is crucial to the success of our mission: "to advance space-related endeavors to inspire, enable, and propel humanity."

#### **Excellent Value and an Investment In The Future**

In an increasingly competitive world your continued official Certification recognition provides a critical distinction in the market place; one that places you and your company "Above the Competition." Together our thousands of combined messages on the practical and crucial benefits of space technology and how they improve life on Earth also improve the bottom line for us all.

Further, Certification fees directly support Space Foundation student and teacher educational programs to increase achievement in science, technology, engineering, and mathematics; crucial to ensuring a successful future for us all.

All of us at the Space Foundation appreciate your partnership and support and look forward to a long and mutually rewarding relationship.

Best regards,

Kevin C. Cook  
Director, Space Awareness Programs  
719.576.8000 ext.155  
kevin@spacefoundation.org

Enclosures



## NOTES





1300 Valley Drive · Bristol, VA · 24201